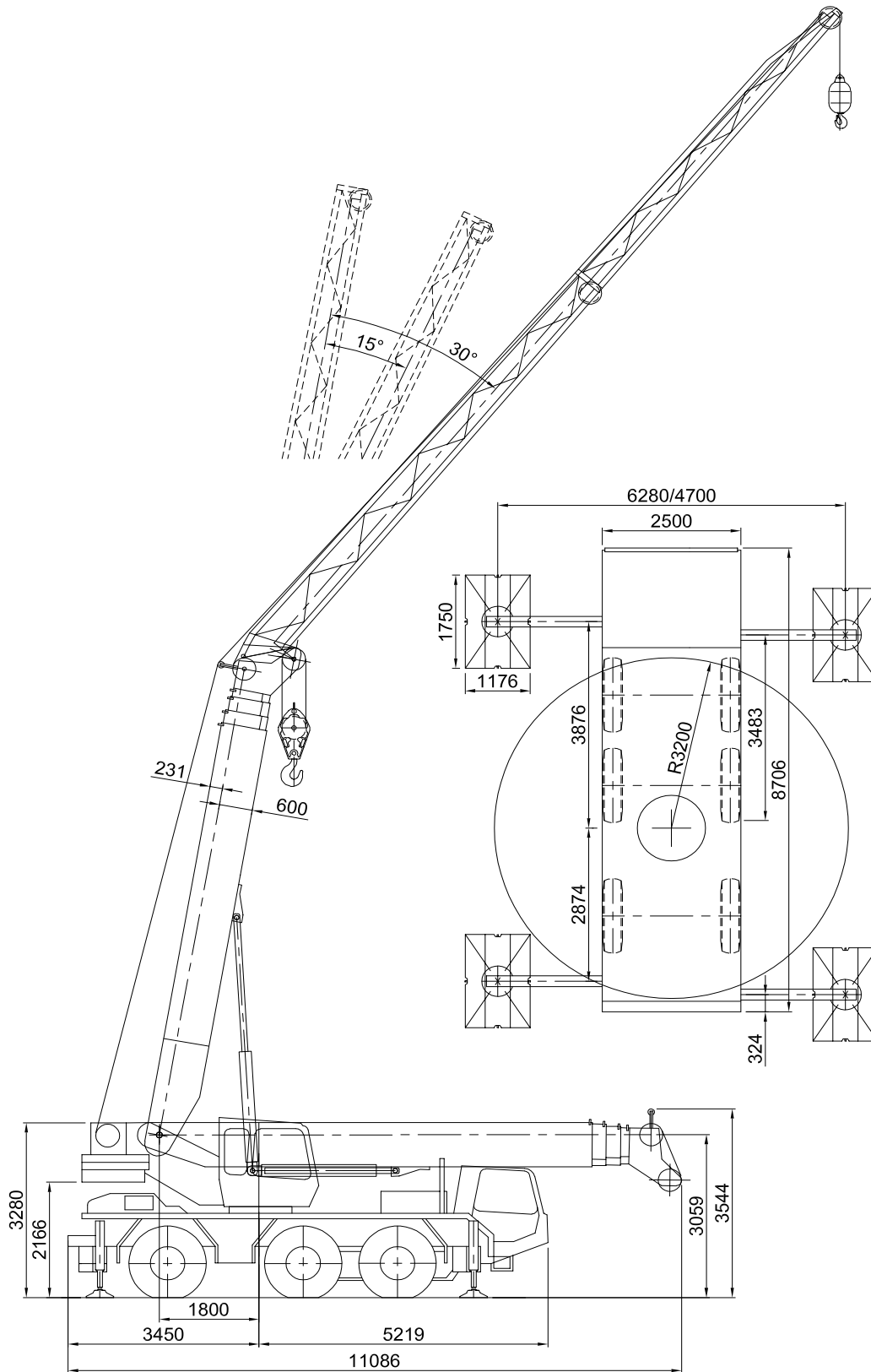
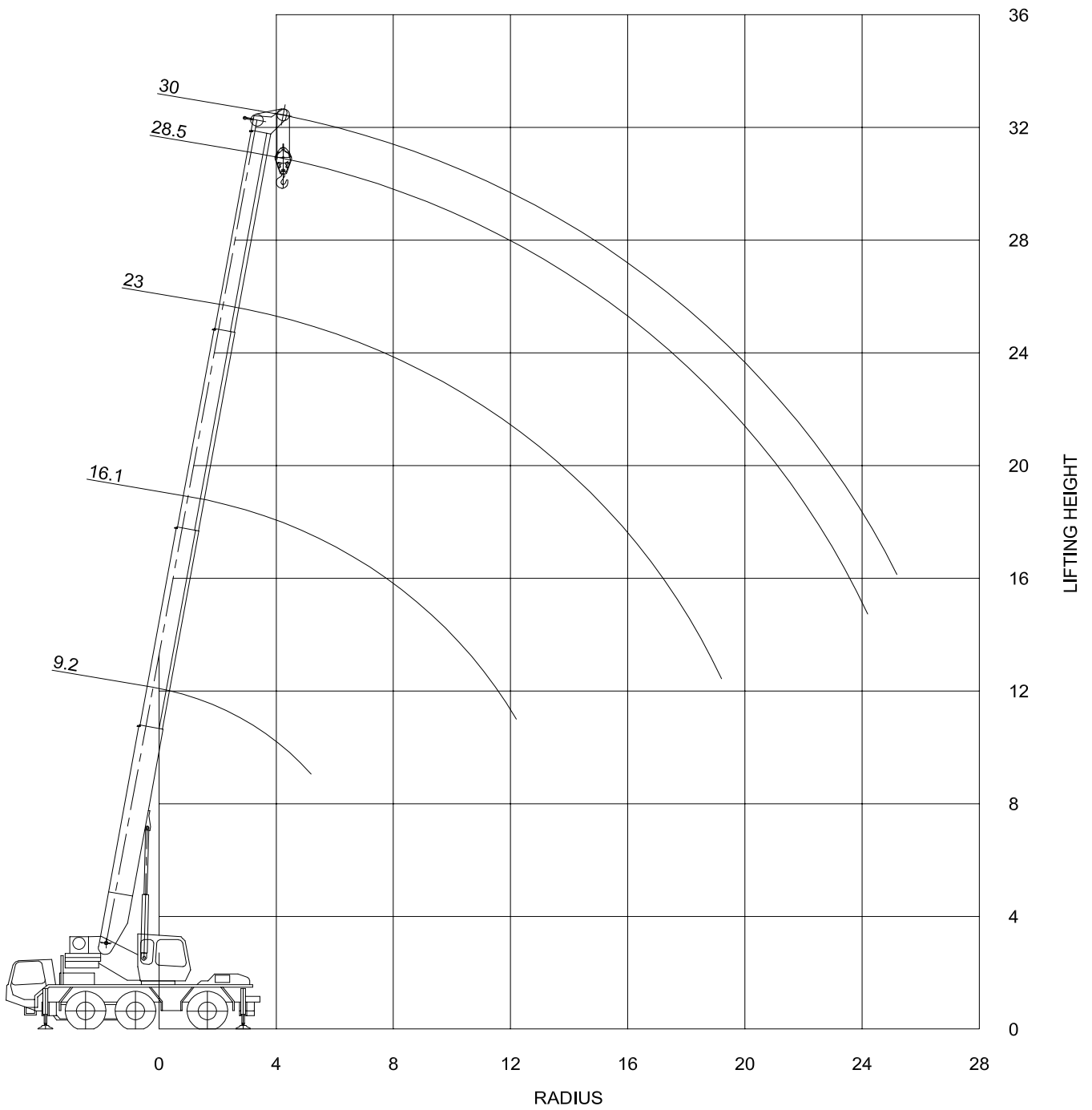


# FAUN RTF 40-3



# FAUN RTF 40-3 (SH)

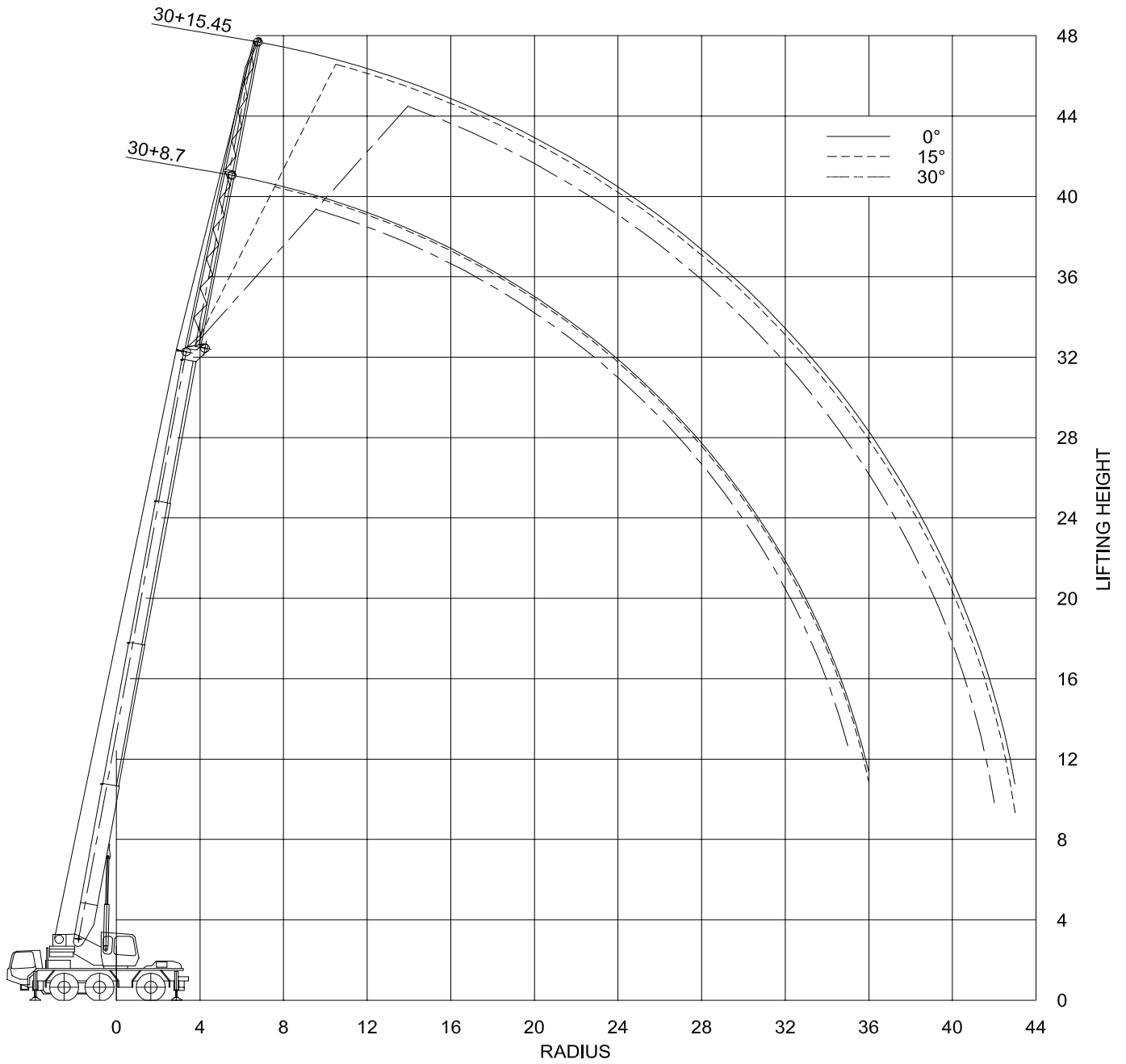


# FAUN RTF 40-3 (SH)

Mainboom (Outrigger base 6.75x6.28m)																						
Boom length	Ballast	Radius																				
		2.5	3	3.5	4	4.5	5	6	7	8	9	10	11	12	14	16	18	20	22	24	26	27
16.1	9.6				20	20	20	19	16	14	12	10	9.5	8.5	7							
23							14	14	14	12	10	9.8	8.7	7.9	6.6	5.4	4.3	3.5				
28.5							10	10	10	10	10	9.1	8.3	7.6	6.4	5.4	4.6	3.8	3.2	2.7	2.3	
30								9.5	9.5	9.5	9.3	8.7	8	7.4	6.3	5.5	4.7	3.9	3.3	2.8	2.4	2.2
9.2	7.5	40	35	31	28	25	22	18	15													
16.1					20	20	20	18	15	13	11	10	8.9	8.2	6.3							
23							14	14	14	12	10	9.8	8.7	7.6	5.7	4.5	3.9	3.5				
28.5							10	10	10	10	10	9.1	8.3	7.6	6.1	4.8	3.8	3.1	2.6	2.1	1.7	
30							9.5	9.5	9.5	9.3	8.7	8	7.4	6.2	4.9	3.9	3.2	2.7	2.2	1.8	1.6	

Mainboom (Outrigger base 6.75x4.70m)																						
Boom length	Ballast	Radius																				
		2.5	3	3.5	4	4.5	5	6	7	8	9	10	11	12	14	16	18	20	22	24	26	27
9.2	9.6	36	32	28	26	24	22	19	15													
16.1					20	20	20	19	14	11	9.7	8.1	6.9	6	4.5							
23							14	14	14	11	9.5	8	6.6	5.8	4.4	3.4	2.7	2.1				
28.5							10	10	10	10	10	8.3	7.1	6.2	4.8	3.8	3	2.4	2	1.6	1.3	
30							9.5	9.5	9.5	9.3	8.4	7.2	6.3	4.9	3.9	3.1	2.5	2.1	1.7	1.4	1.3	
9.2	7.5	35	31	28	26	23	21	17	13													
16.1					20	20	20	17	13	10	8.7	7.4	6.3	5.4	4.1							
23							14	14	12	10	8.2	7	6.4	5.9	4.5	3.6	2.9	2.4				
28.5							10	10	10	10	8.6	7.2	6.1	5.3	4	3.1	2.4	1.9	1.5	1.1	0.8	
30							9.5	9.5	9.5	8.7	7.2	6.2	5.4	4	3.2	2.5	2	1.6	1.2	0.9	0.7	

# FAUN RTF 40-3 (SF)



# FAUN RTF 40-3 (SF)

Mainboom with fixed jib (Outrigger base 6.75x6.28m)																								
Boom length	Ballast	Jib length	Jib offset	Radius																				
				8	9	10	11	12	14	16	18	20	22	24	26	28	30	32	34	36	38	40	42	43
30	9.6	8.7	0	4.7	4.5	4.4	4.2	4.1	3.8	3.5	3.3	2.9	2.6	2.4	2.2	2	1.7	1.5	1.2	1				
			15			3.4	3.3	3.2	3	2.8	2.6	2.5	2.3	2.2	2	1.9	1.7	1.5	1.3	1.1				
			30					2.5	2.4	2.3	2.2	2.1	2	1.9	1.8	1.8	1.7	1.6	1.3					
		0			2.6	2.6	2.5	2.2	2	1.8	1.8	1.6	1.5	1.4	1.3	1.2	1.1	1	0.9	0.8	0.7	0.6	0.5	
		15					1.8	1.7	1.6	1.4	1.3	1.3	1.2	1.1	1	0.9	0.8	0.8	0.8	0.7	0.7	0.7	0.6	0.6
		30																						
	7.5	8.7	0	4.7	4.5	4.4	4.2	4.1	3.8	3.5	3.3	2.9	2.6	2.3	1.9	1.6	1.3	1.1	0.9	0.7				
			15			3.4	3.3	3.2	3	2.8	2.6	2.5	2.3	2.2	2	1.7	1.4	1.2	0.9	0.7				
			30					2.5	2.4	2.3	2.2	2.1	2	1.9	1.8	1.7	1.4	1.1	0.9					
		0			2.6	2.6	2.5	2.2	2	1.8	1.8	1.6	1.5	1.4	1.3	1.2	1.1	1	0.8	0.6				
		15					1.8	1.7	1.6	1.4	1.3	1.3	1.2	1.1	1	0.9	0.9	0.8	0.7	0.7	0.7	0.6	0.6	0.6
		30																						

Mainboom with fixed jib (Outrigger base 6.75x4.70m)																								
Boom length	Ballast	Jib length	Jib angle	Radius																				
				8	9	10	11	12	14	16	18	20	22	24	26	28	30	32	34	36	38	40	42	43
30	9.6	8.7	0	4.7	4.5	4.4	4.2	4.1	3.8	3.5	3.2	2.6	2.2	1.8	1.5	1.2	1	0.8	0.6	0.4				
			15			3.4	3.3	3.2	3	2.8	2.6	2.5	2.3	1.9	1.6	1.3	1	0.8	0.6	0.4				
			30					2.5	2.4	2.3	2.2	2.1	2	1.9	1.7	1.3	1.1	0.8	0.6					
		0			2.6	2.6	2.5	2.2	2	1.8	1.8	1.6	1.5	1.4	1.3	1.1	0.9	0.7	0.5	0.4				
		15					1.8	1.7	1.6	1.4	1.3	1.3	1.2	1.1	1	0.9	0.8	0.6	0.4					
		30																						
	7.5	8.7	0	4.7	4.5	4.4	4.2	4.1	3.8	3.3	2.6	2.1	1.6	1.3	1	0.8	0.6							
			15			3.4	3.3	3.2	3	2.8	2.6	2.2	1.8	1.4	1.1	0.9	0.6							
			30					2.5	2.4	2.3	2.2	2.1	1.9	1.5	1.2	0.9	0.6							
		0			2.6	2.6	2.5	2.2	2	1.8	1.8	1.6	1.4	1.1	0.9	0.7	0.5							
		15					1.8	1.7	1.6	1.4	1.3	1.3	1.2	1.1	1	0.8	0.6							
		30																						

